

Features

- Ultra-Low Phase Noise
- Variable Input Frequency 100 - 400 MHz
- Variable Input Power from 18 - 24 dBm
- Output Harmonics to 20 GHz
- SMA850 Hermetic Package
- No Bias or Tuning Required
- RoHS* Compliant



SMA850
hermetic

Description

The MLPNC-7100S1 is a monolithic non-linear-transmission-line (NLTL) comb generator which offers outstanding phase noise performance. This high performance comb generator operates over specified ranges of input frequency/power.

Operating Parameters: Recommended Input¹

Parameter	Units	Min.	Typ.	Max.
Frequency	MHz	100	250	400
Power	dBm	18	22	24

1. The model MLPNC-7100 does not abruptly stop working at the recommended min and max frequencies and powers. The conversion efficiency drops outside recommended limits.

Production Test Limits: Output Harmonics

MLPNC-7100-SMA850 Input / Power	Units	4 GHz	8 GHz	12 GHz	16 GHz	20 GHz
100 MHz, 22 dBm	dBm	> -23	> -26	> -35	> -43	> -55
250 MHz, 20 dBm	dBm	> -11	> -18	> -25	> -38	> -43
400 MHz, 20 dBm	dBm	> -8	> -18	> -25	> -35	> -45

Ordering Information

Part Number	Package
MLPNC-7100-SMA850	ESD Box with Foam

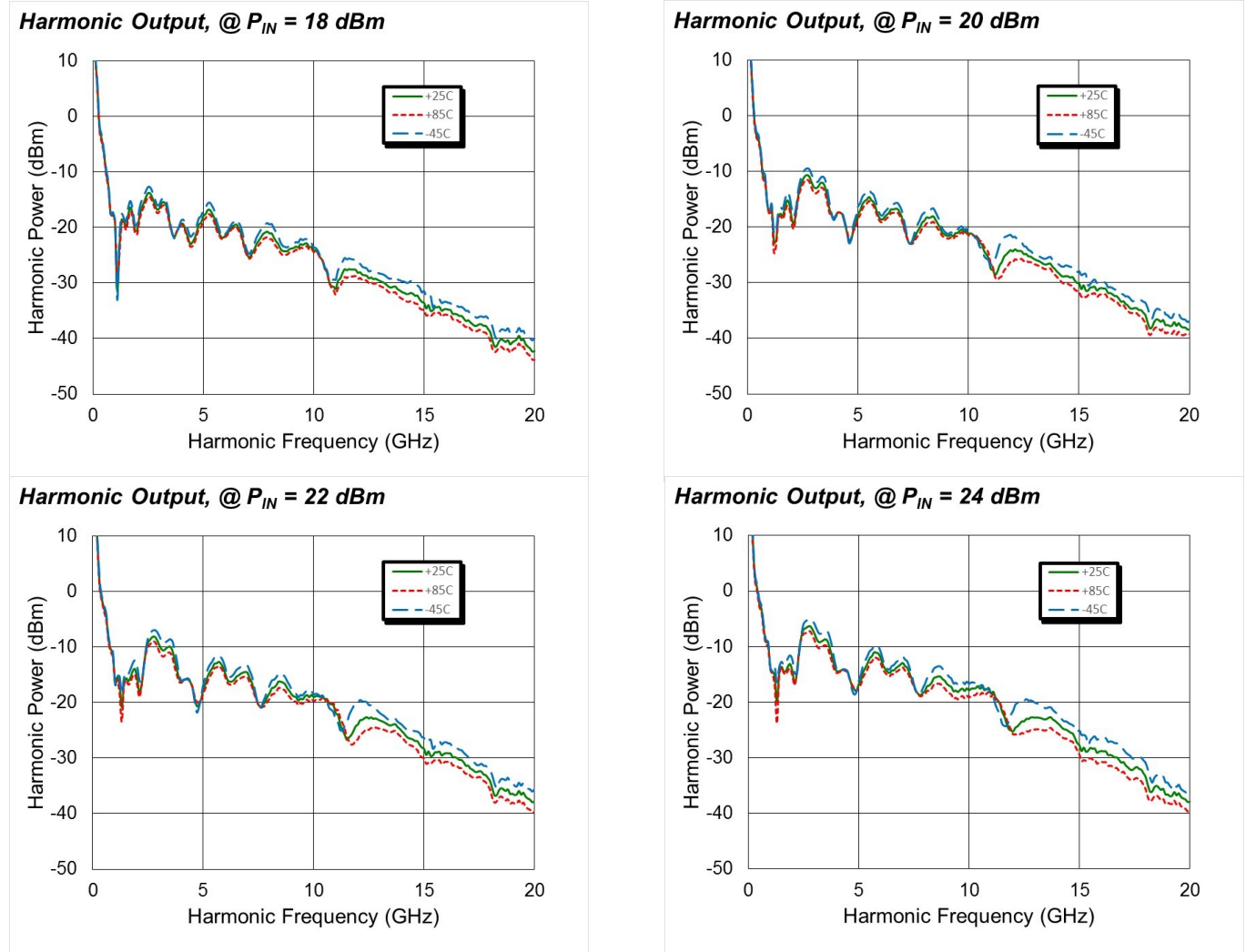
Absolute Maximum Ratings^{2,3}

Parameter	Absolute Maximum
Input Power	27 dBm
Operating Temperature	-45°C to +85°C
Storage Temperature	-55°C to +125°C
Temperature Cycling	-55°C to +125°C

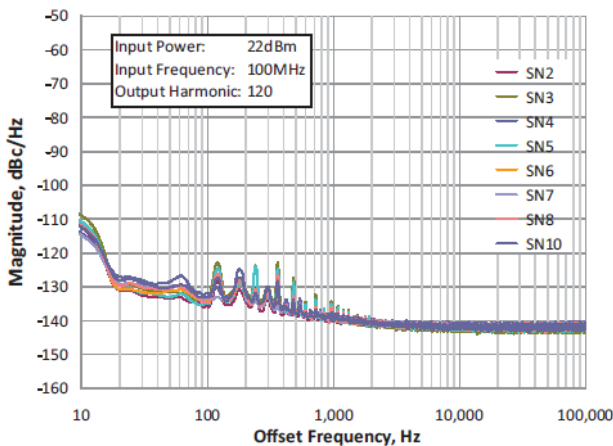
2. Exceeding any one or combination of these limits may cause permanent damage to this device.
3. MACOM does not recommend sustained operation near these survivability limits.

¹ * Restrictions on Hazardous Substances, compliant to current RoHS EU directive.

Typical Performance Curves using SMA package @ 100 MHz Input:

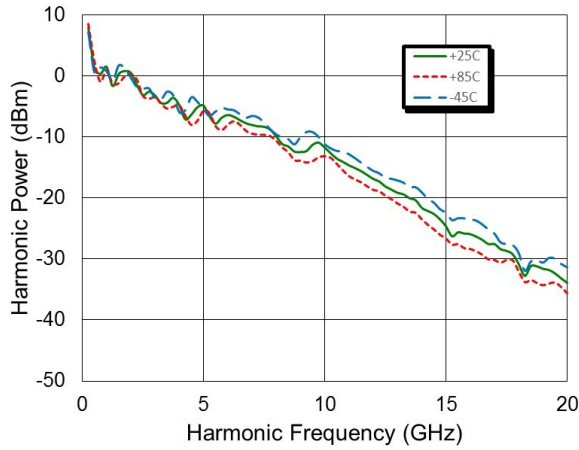


Phase Noise, 22 dBm P_{IN} , 12 GHz Output

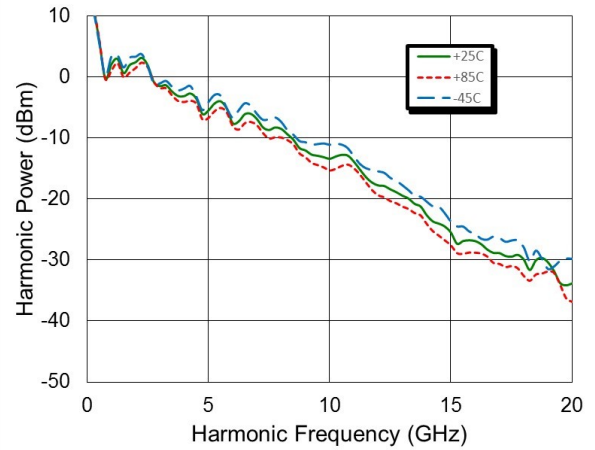


Typical Performance Curves using SMA package @ 250 MHz Input:

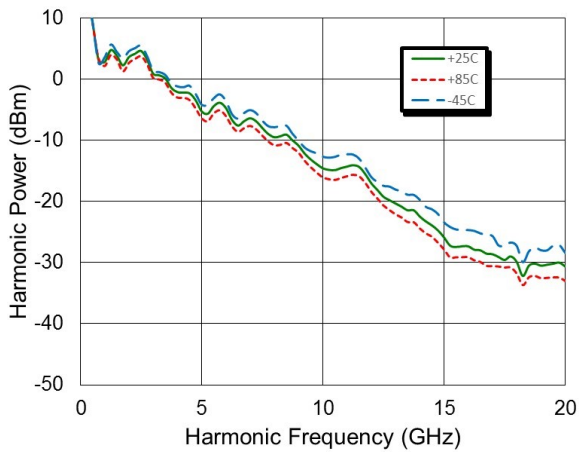
Harmonic Output, @ $P_{IN} = 18$ dBm



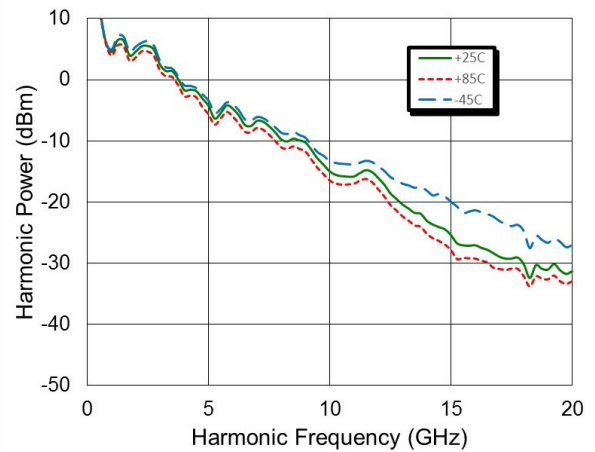
Harmonic Output, @ $P_{IN} = 20$ dBm



Harmonic Output, @ $P_{IN} = 22$ dBm

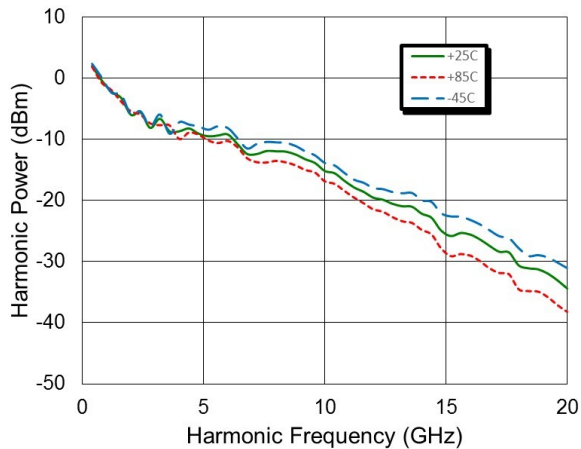


Harmonic Output, @ $P_{IN} = 24$ dBm

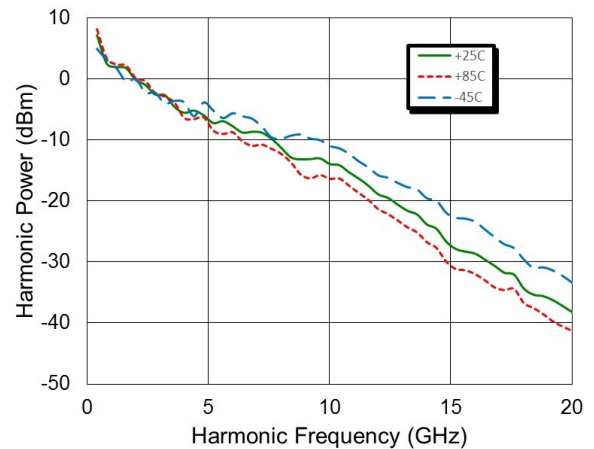


Typical Performance Curves using SMA package @ 400 MHz Input:

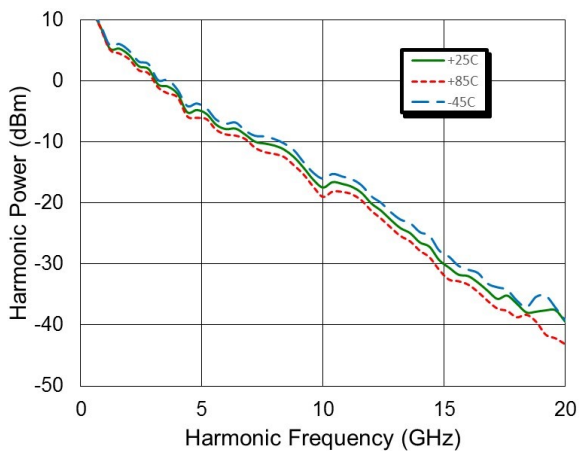
Harmonic Output, @ $P_{IN} = 18$ dBm



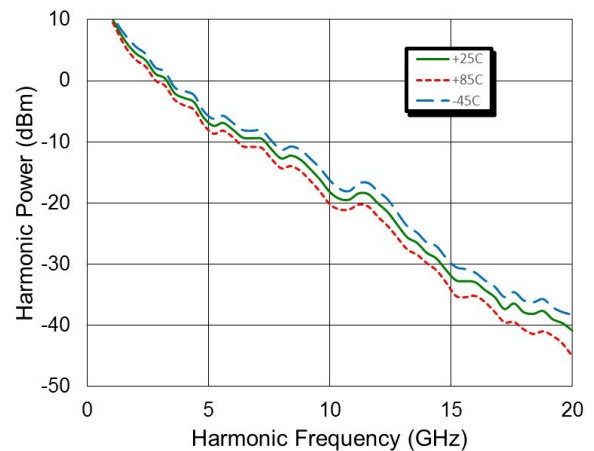
Harmonic Output, @ $P_{IN} = 20$ dBm



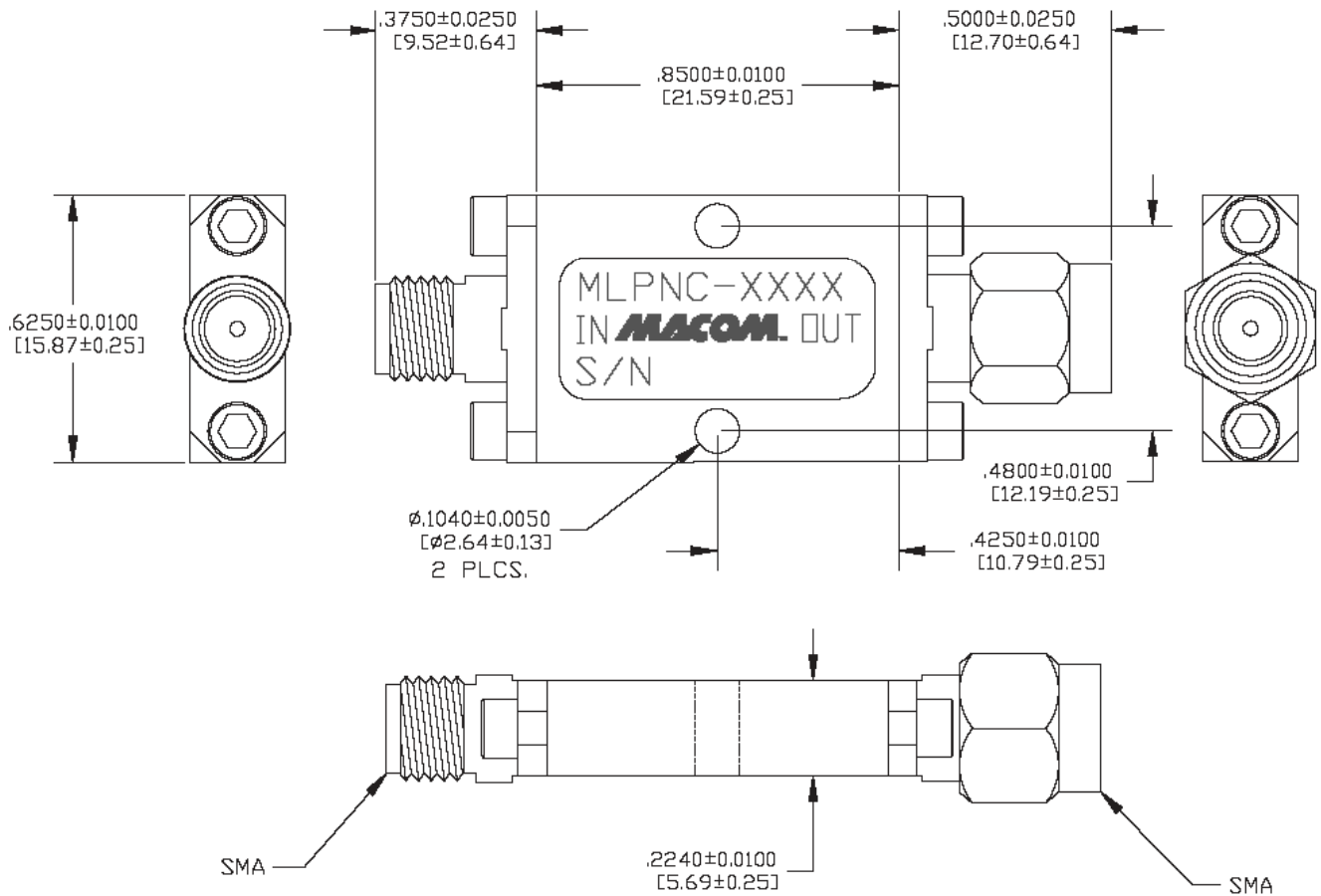
Harmonic Output, @ $P_{IN} = 22$ dBm



Harmonic Output, @ $P_{IN} = 24$ dBm



Outline: SMA850, hermetic



Dimensions in inches [mm]

MACOM Technology Solutions Inc. ("MACOM"). All rights reserved.

These materials are provided in connection with MACOM's products as a service to its customers and may be used for informational purposes only. Except as provided in its Terms and Conditions of Sale or any separate agreement, MACOM assumes no liability or responsibility whatsoever, including for (i) errors or omissions in these materials; (ii) failure to update these materials; or (iii) conflicts or incompatibilities arising from future changes to specifications and product descriptions, which MACOM may make at any time, without notice. These materials grant no license, express or implied, to any intellectual property rights.

THESE MATERIALS ARE PROVIDED "AS IS" WITH NO WARRANTY OR LIABILITY, EXPRESS OR IMPLIED, RELATING TO SALE AND/OR USE OF MACOM PRODUCTS INCLUDING FITNESS FOR A PARTICULAR PURPOSE, MERCHANTABILITY, INFRINGEMENT OF INTELLECTUAL PROPERTY RIGHT, ACCURACY OR COMPLETENESS, OR SPECIAL, INDIRECT, INCIDENTAL, OR CONSEQUENTIAL DAMAGES WHICH MAY RESULT FROM USE OF THESE MATERIALS.

MACOM products are not intended for use in medical, lifesaving or life sustaining applications. MACOM customers using or selling MACOM products for use in such applications do so at their own risk and agree to fully indemnify MACOM for any damages resulting from such improper use or sale.