

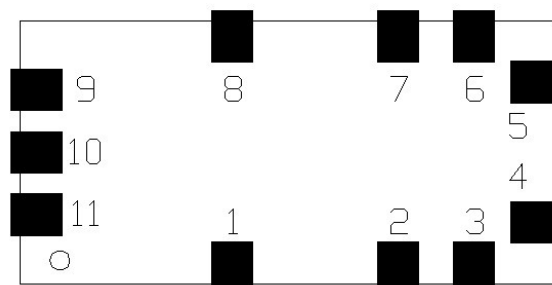
Features

- 75 Ohm
- SMT unit
- RoHS compliant
- Excellent temperature stability
- Excellent repeatability

Description

MACOM's MAFL-011025 is a low cost, SMT diplex filter designed for CATV, CPE, STB, cable modem and set top box applications.

Pin Configuration



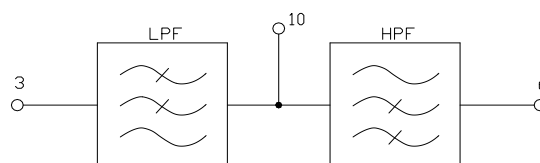
Function	Pin number
Ground	1, 2, 4, 5, 7, 8, 9, 11
Low pass port	3
High pass port	6
Common	10

Electrical specifications:

$T_A = 25^\circ\text{C}$, $Z_0 = 75 \Omega$

Parameter	Units	Min.	Typ.	Max.
Insertion loss 5 - 65 MHz 108 - 1002 MHz	dB	—	0.5	1.1
			0.5	1.2
Rejection 5 - 65 MHz 108 - 1002 MHz	dB	45	50	—
		45	50	—
Crossover Isolation 65 - 108 MHz	dB	16	19	—
Return loss 5 - 65 MHz 108 - 1002 MHz	dB	12	16	—
		12	16	—

Schematic

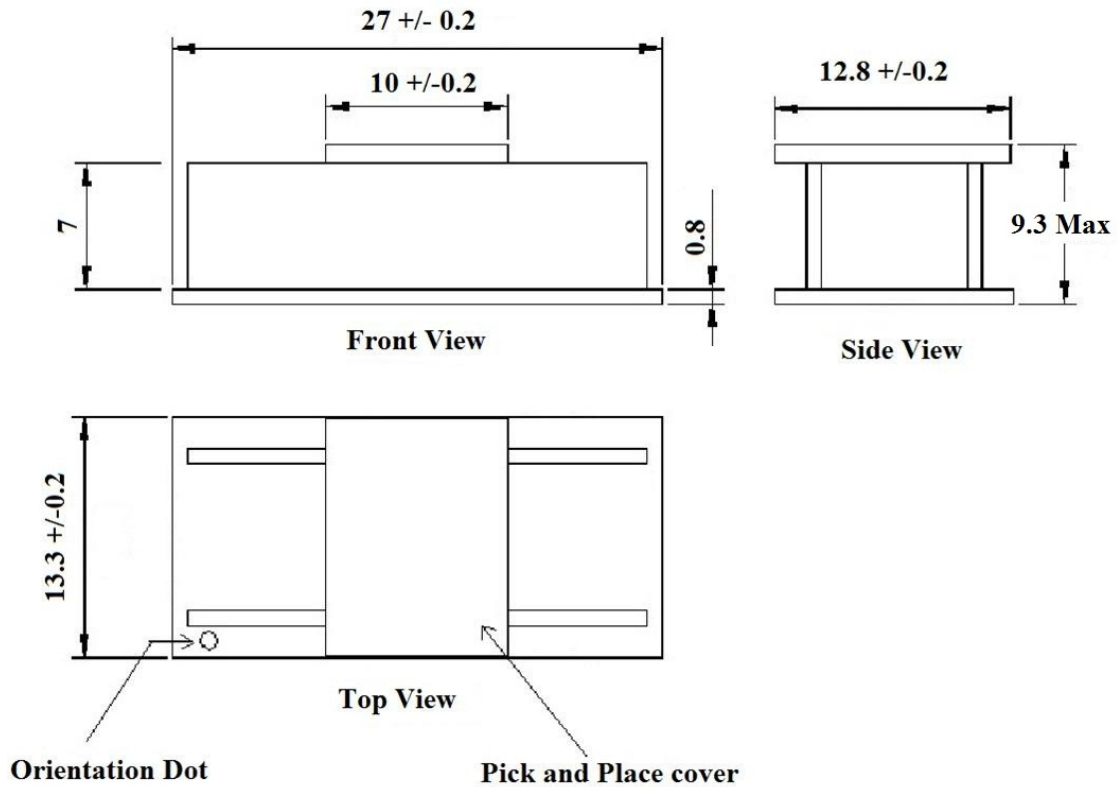


Recommended Maximum Ratings

Parameter	Absolute maximum
RF power	250 mW
DC current	30 mA
Operating temperature	-40°C to +85°C
Storage temperature	-40°C to +85°C

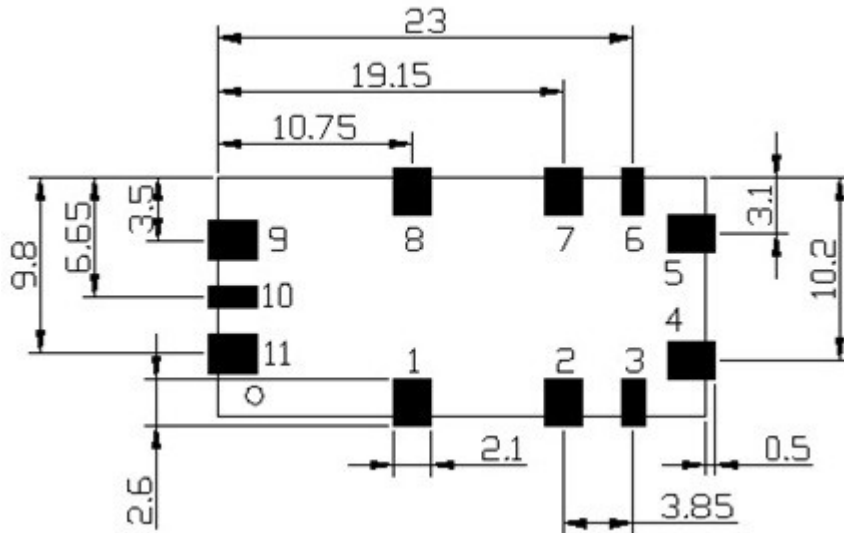
* Restrictions on Hazardous Substances, European Union Directive 2011/65/EU

Filter Dimensions

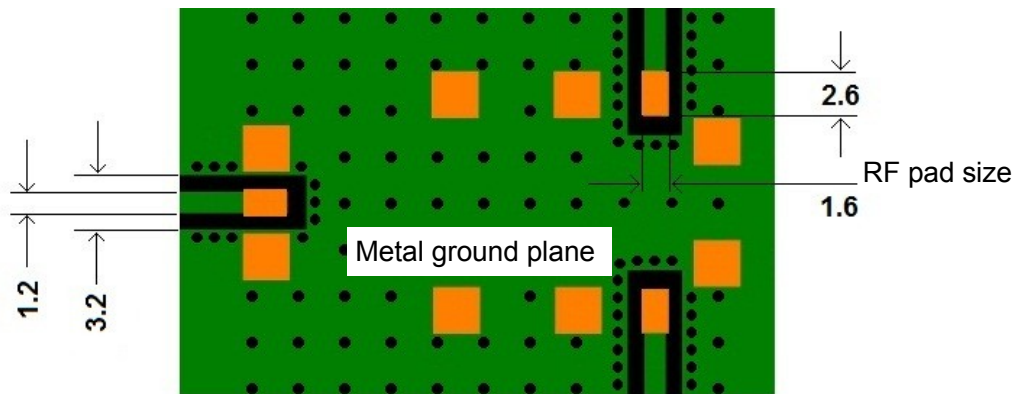


Dimensions are millimeters.
Tolerance: ± 0.2 mm
PCB Pad Finish: ENIG

Recommended application PCB



Footprint (As viewed from the top side)



Layout (As viewed from the top side)

Dimensions are millimeters.
Tolerance: .x ± 0.1, .xx ± 0.05, except where specified.

Layout notes:

- Track dimension = 1.2mm
- Gap dimension = 1.0mm
- It is not recommended to run RF tracks under the filter unless they are greater than 1.6mm below the base of the filter.
- RF shield should be kept a minimum of 20mm above the filter.
- The filter substrate is 0.8mm thick FR-4 material. A metal ground is required on the top layer of the Application PCB directly underneath the filter. This metal ground plane of the application PCB is connected to the ground plane on the bottom of the filter substrate and forms a 75 Ω co-planar wave guide for the input and output RF transmission lines.

MAFL-011025

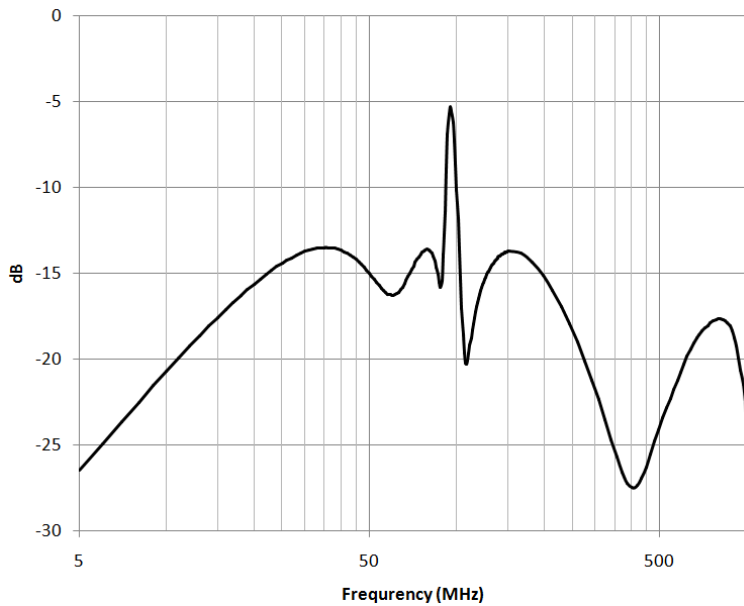


Broadband CATV Diplexer
5 - 65 / 108 - 1002 MHz

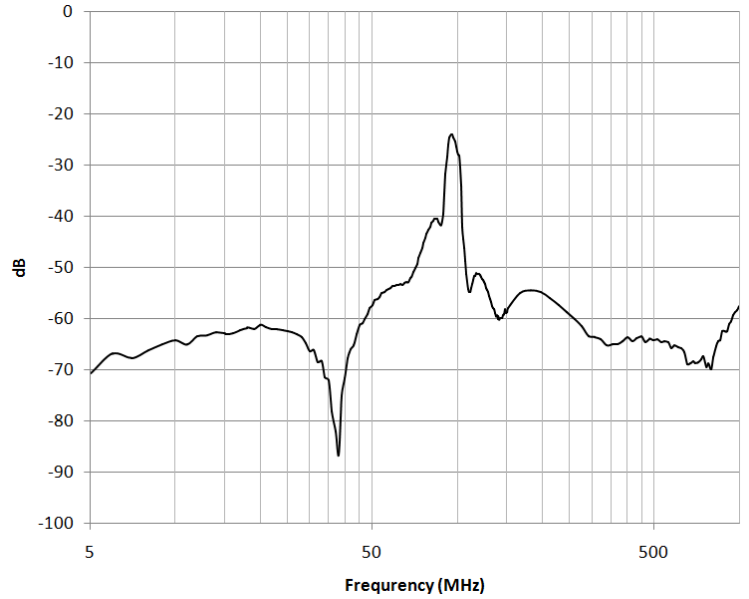
Rev. V2

Typical performance: $T_A = 25^\circ\text{C}$, $Z_0 = 75\Omega$

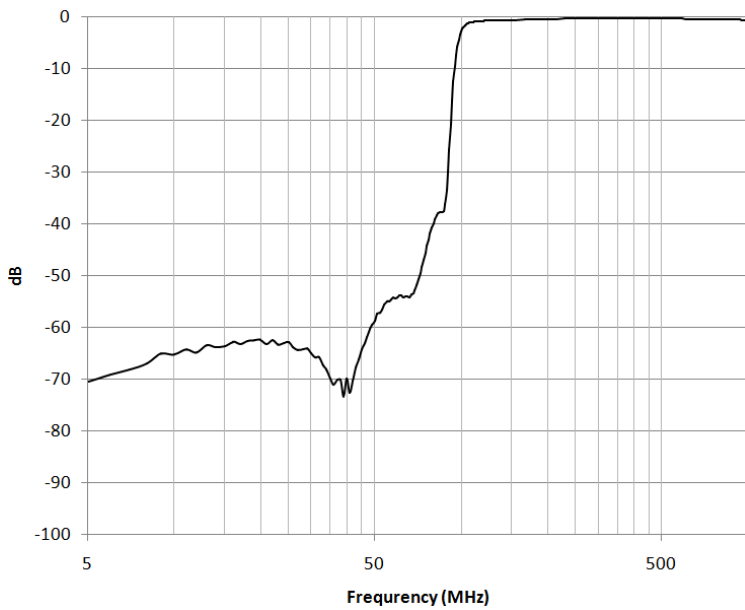
Input return loss



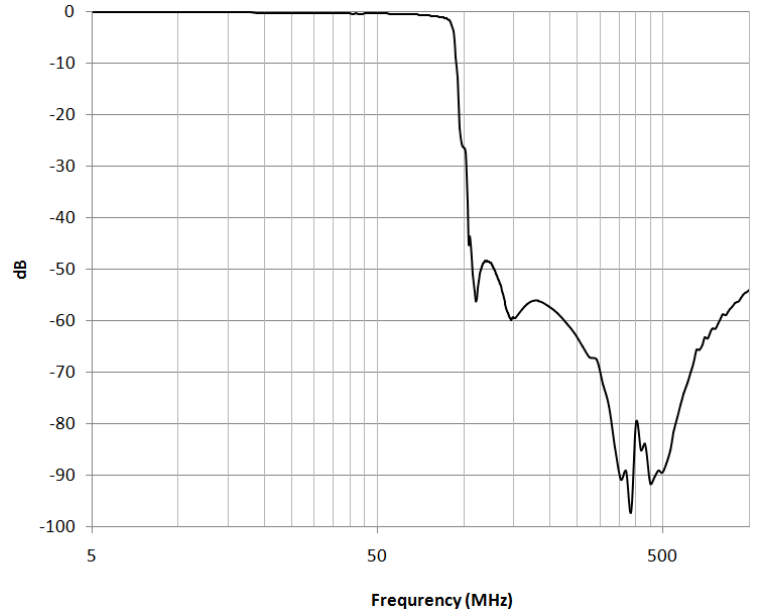
Isolation



High pass filter insertion loss



Low pass filter insertion loss



Broadband CATV Diplexer 5 - 65 / 108 - 1002 MHz

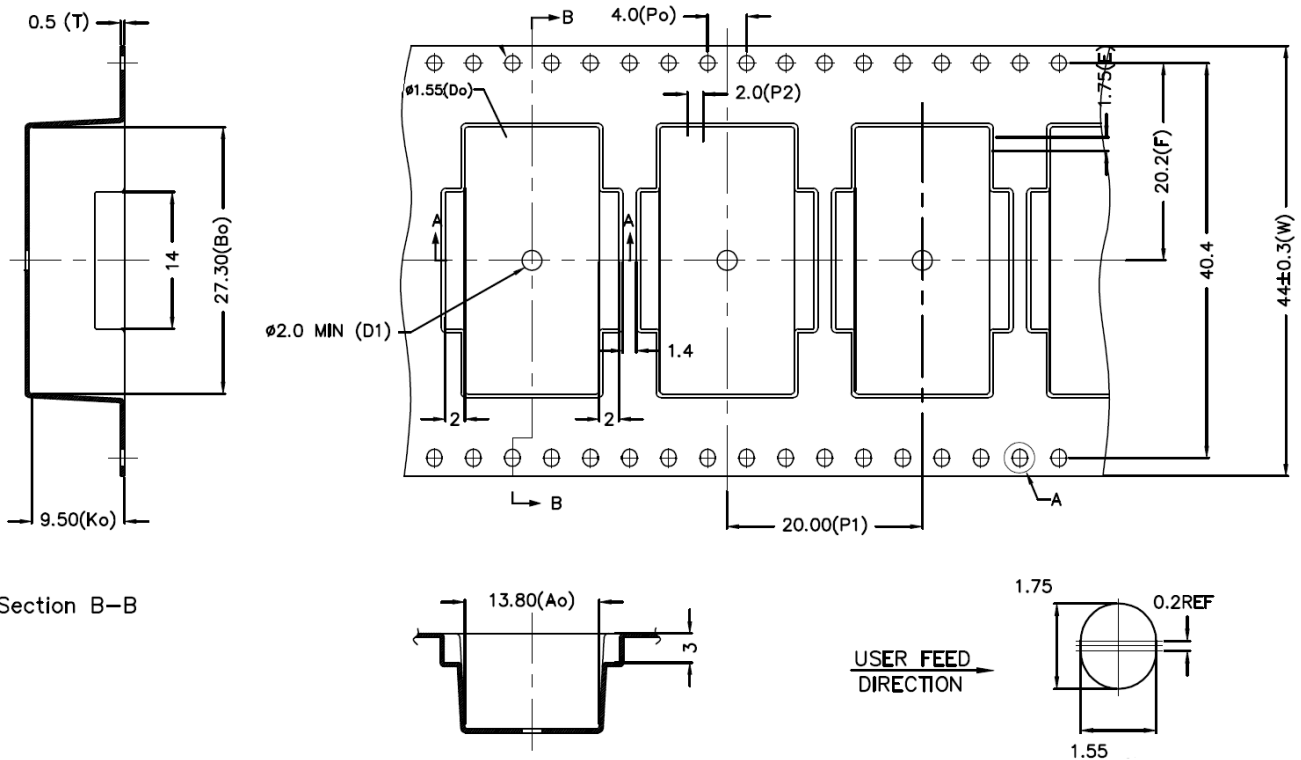
Rev. V2

Tape & Reel Information

Parameter	Units	Value
Qty per reel	-	200
Reel Size	mm	330
Tape Width	mm	44.00
Pitch	mm	20.00
Ao	mm	13.80
Bo	mm	27.30
Ko	mm	9.50
Orientation	-	F30
Reference Application Note ANI-019 for orientation		

Ordering Information

Part Number	Package
MAFL-011025	Tape & Reel



M/A-COM Technology Solutions Inc. All rights reserved.

Information in this document is provided in connection with M/A-COM Technology Solutions Inc ("MACOM") products. These materials are provided by MACOM as a service to its customers and may be used for informational purposes only. Except as provided in MACOM's Terms and Conditions of Sale for such products or in any separate agreement related to this document, MACOM assumes no liability whatsoever. MACOM assumes no responsibility for errors or omissions in these materials. MACOM may make changes to specifications and product descriptions at any time, without notice. MACOM makes no commitment to update the information and shall have no responsibility whatsoever for conflicts or incompatibilities arising from future changes to its specifications and product descriptions. No license, express or implied, by estoppels or otherwise, to any intellectual property rights is granted by this document.

THESE MATERIALS ARE PROVIDED "AS IS" WITHOUT WARRANTY OF ANY KIND, EITHER EXPRESS OR IMPLIED, RELATING TO SALE AND/OR USE OF MACOM PRODUCTS INCLUDING LIABILITY OR WARRANTIES RELATING TO FITNESS FOR A PARTICULAR PURPOSE, CONSEQUENTIAL OR INCIDENTAL DAMAGES, MERCHANTABILITY, OR INFRINGEMENT OF ANY PATENT, COPYRIGHT OR OTHER INTELLECTUAL PROPERTY RIGHT. MACOM FURTHER DOES NOT WARRANT THE ACCURACY OR COMPLETENESS OF THE INFORMATION, TEXT, GRAPHICS OR OTHER ITEMS CONTAINED WITHIN THESE MATERIALS. MACOM SHALL NOT BE LIABLE FOR ANY SPECIAL, INDIRECT, INCIDENTAL, OR CONSEQUENTIAL DAMAGES, INCLUDING WITHOUT LIMITATION, LOST REVENUES OR LOST PROFITS, WHICH MAY RESULT FROM THE USE OF THESE MATERIALS.

MACOM products are not intended for use in medical, lifesaving or life sustaining applications. MACOM customers using or selling MACOM products for use in such applications do so at their own risk and agree to fully indemnify MACOM for any damages resulting from such improper use or sale.