

Dual Ultra Low Noise, High IP3 Amplifier

0.1 - 3.0 GHz



CGY2106XHV

Rev. V1

Features

- Noise Figure: 0.45 @ 0.9 GHz
- Gain: 19.0 @ 0.9 GHz
- OIP3: 35 @ 0.9 GHz
- P1dB: 19 @ 0.9 GHz
- Dual MMIC LNA with Excellent Tracking
- Highly Reliable pHEMT MMIC Process
- 100% RF Tested
- Samples & Demonstration Boards Available
- Space & MIL-STD Available
- Lead-Free 4 mm 16-Lead QFN
- RoHS* Compliant

Applications

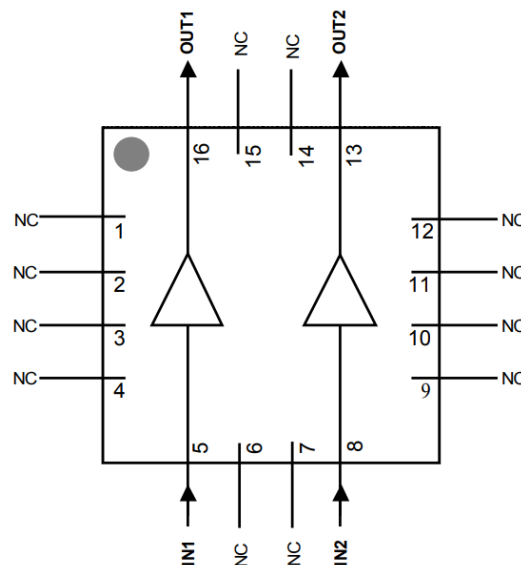
- Base Station (LTE, GSM, CDMA, WCDMA, TDS-CDMA, CDMA2000, WiMAX, etc.)
- Tower Mounted Amplifiers
- Repeaters

Description

The CGY2106XHV is an extremely low noise figure dual amplifier with state of the art noise figure and linearity suitable for applications from 0.1 to 3 GHz.

This device consists of two identical amplifiers on the same MMIC, and is ideal for use in a balanced configuration. Extremely low noise, high gain and high IP3 results have been achieved on several demonstrators. The minimum noise figure of itself is 0.12 dB at 0.9 GHz.

The MMIC is manufactured using a qualified 0.13 μm pHEMT GaAs D01PH technology. The D01PH process is one of the European Space Agency (ESA) European preferred part list (EPPL) technologies. The device is available in a 4 mm QFN plastic package.



Pin Configuration¹

Pin #	Function
1 - 4,6,7,9 - 12,14,15	No Connection
5	RF Input 1
8	RF Input 2
13	RF Output 2
16	RF Output 1
17 ²	Paddle

1. MACOM recommends connecting No Connection (N/C) pins to ground.
2. The exposed pad centered on the package bottom must be connected to RF, DC and thermal ground.

Ordering Information

Part Number	Package
CGY2106XHV	

¹ * Restrictions on Hazardous Substances, compliant to current RoHS EU directive.

Dual Ultra Low Noise, High IP3 Amplifier

0.1 - 3.0 GHz



CGY2106XHV

Rev. V1

Electrical Specifications: Freq. = 0.1 - 3.0 GHz, T_A = +23°C

Parameter	Test Conditions	Units	Min.	Typ.	Max.
Gain	@ Package Lead, 0.9 GHz @ Reference Board ^{3,4} , 0.9 GHz	dB	—	18.4 18.6	—
Noise Figure	@ Package Lead, 0.9 GHz @ Reference Board ^{3,4} , 0.9 GHz	dB	0.12 —	— 0.45	—
Bias Voltage	@ Package Lead, 0.9 GHz @ Reference Board ^{3,4} , 0.9 GHz	dB	—	2.5 2.5	—
Bias Current	@ Package Lead, 0.9 GHz, V _{EE} = -0.7 V @ Reference Board ^{3,4} , 0.9 GHz V _{EE1} = V _{EE2} = -0.64 V	dB	—	50 50	—
Isolation	@ Package Lead, 0.9 GHz IN1/IN2	dB	—	35	—
Reverse Isolation	@ Reference Board ^{3,4} , 0.9 GHz OUT/IN	dB	—	24	—
OIP3	@ Reference Board ^{3,4} , 0.9 GHz	dBm	—	35	—
P1dB	@ Reference Board ^{3,4} , 0.9 GHz	dBm	—	19	—
Input Return Loss	@ Reference Board ^{3,4} , 0.9 GHz 50 Ω Source	dB	—	-27	—
Output Return Loss	@ Reference Board ^{3,4} , 0.9 GHz 50 Ω Load	dB	—	-27	—

3. Balanced configuration with on-board bias resistors.

4. Measured reference plane are the input and output SMA connectors.

Absolute Maximum Ratings^{5,6}

Parameter	Absolute Maximum
Input Power	10 dBm
Gate Voltage	-3 to 0 V
Drain Voltage	0 to 6 V
Drain Current	200 mA
Junction Temperature	+150°C
Operating Temperature	-40°C to +85°C
Storage Temperature	-55°C to +150°C

5. Exceeding any one or combination of these limits may cause permanent damage to this device.

6. MACOM does not recommend sustained operation near these survivability limits.

Handling Procedures

Please observe the following precautions to avoid damage:

Static Sensitivity

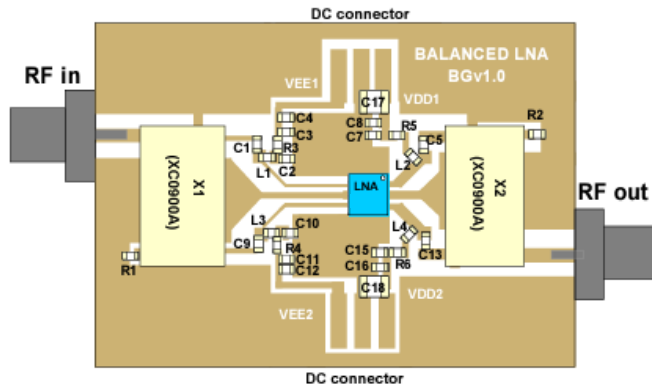
These electronic devices are sensitive to electrostatic discharge (ESD) and can be damaged by static electricity. Proper ESD control techniques should be used when handling these devices.

Dual Ultra Low Noise, High IP3 Amplifier 0.1 - 3.0 GHz

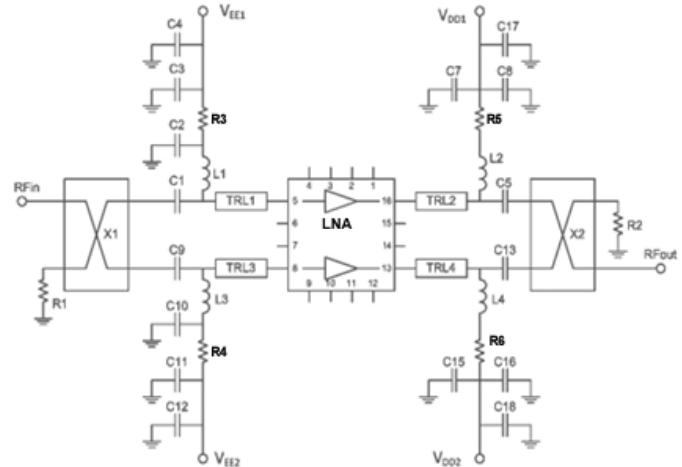


CGY2106XHV
Rev. V1

Balanced Reference Board, 0.9 GHz



Circuit Diagram, 0.9 GHz




Parts List⁷

Part	Value	Case Style
C1, C9	47 pF	????
C2, C10	220 pF	0603
C3, C7, C11, C15	100 pF	0603
C4, C8, C12, C16	10 nF	0603
C5, C13	3 pF	0603
C17, C18	47 μ F	1210
L1, L3	30 nH	0603
L2, L4	51 nH	0603
R1, R2	50 Ω	0603
R3, R4	470 Ω	0603
R5, R6	0 Ω	0603
TRL1, TRL3	94 Ω	10000 x 300 μ m
TRL2, TRL4	50 Ω	4000 x 1100 μ m
Board material is RO4350, height 508 μ m		

7. Capacitor C17 and C18 prevent low frequency oscillations when the board is biased from laboratory power supplies. They are not required when on-board voltage regulators are used.

Reference Circuit Board, 0.9 GHz



Dual Ultra Low Noise, High IP3 Amplifier

0.1 - 3.0 GHz

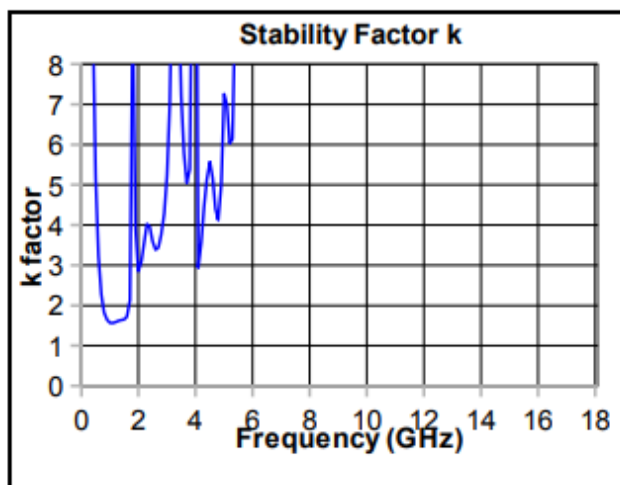
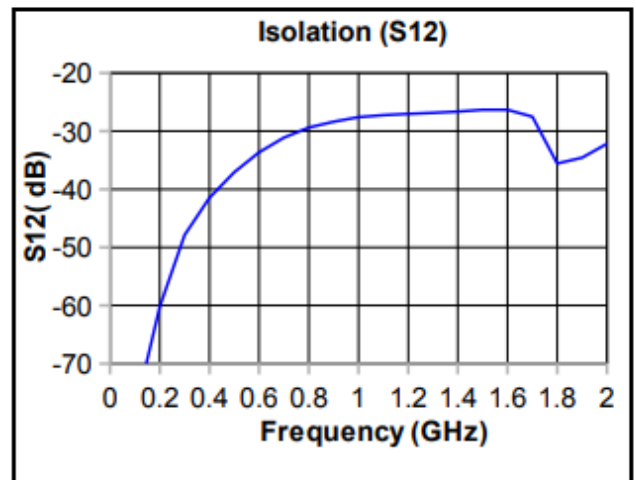
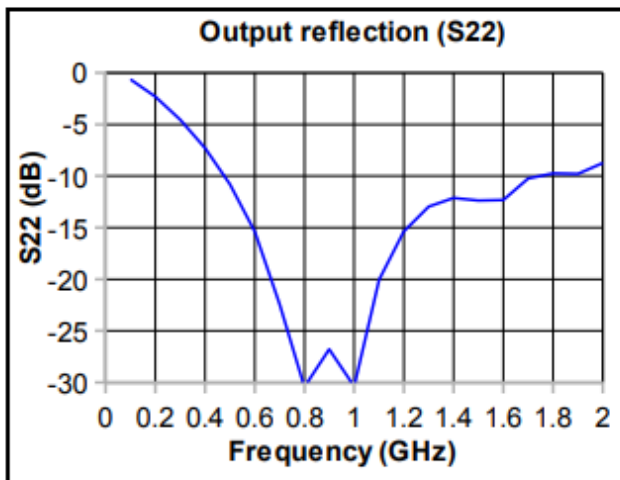
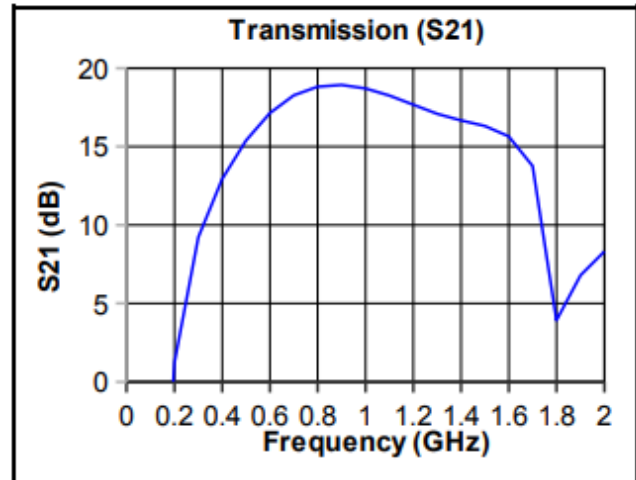
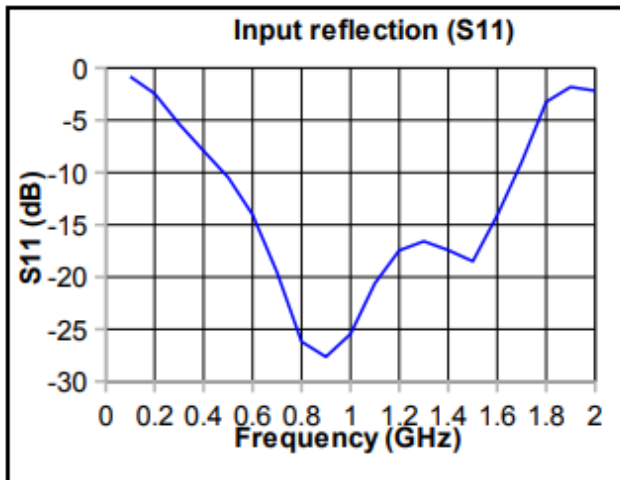


CGY2106XHV

Rev. V1

Typical Performance Curves:

Balanced Reference Board, $V_{DD1} = V_{DD2} = 2.5\text{ V}$, $I_{D1} + I_{D2} = 100\text{ mA}$, $T_A = +23^\circ\text{C}$



Dual Ultra Low Noise, High IP3 Amplifier

0.1 - 3.0 GHz

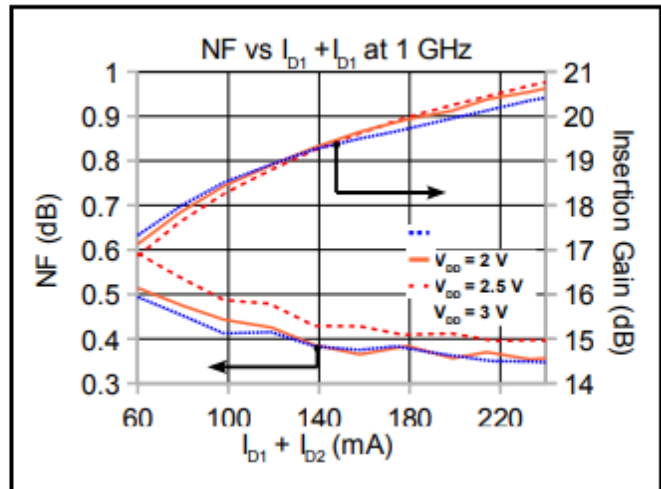
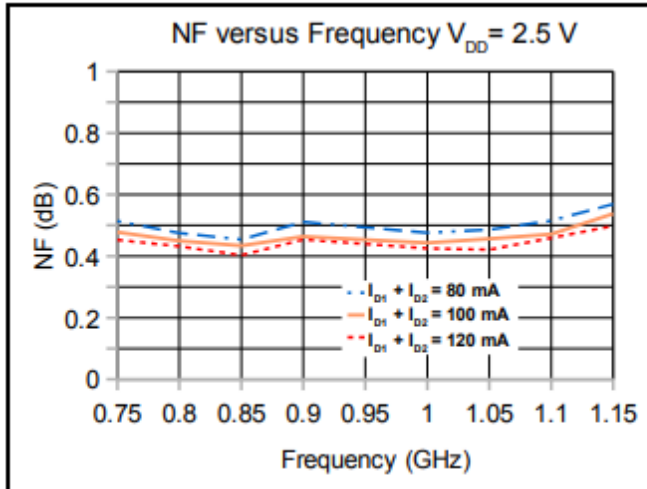


CGY2106XHV

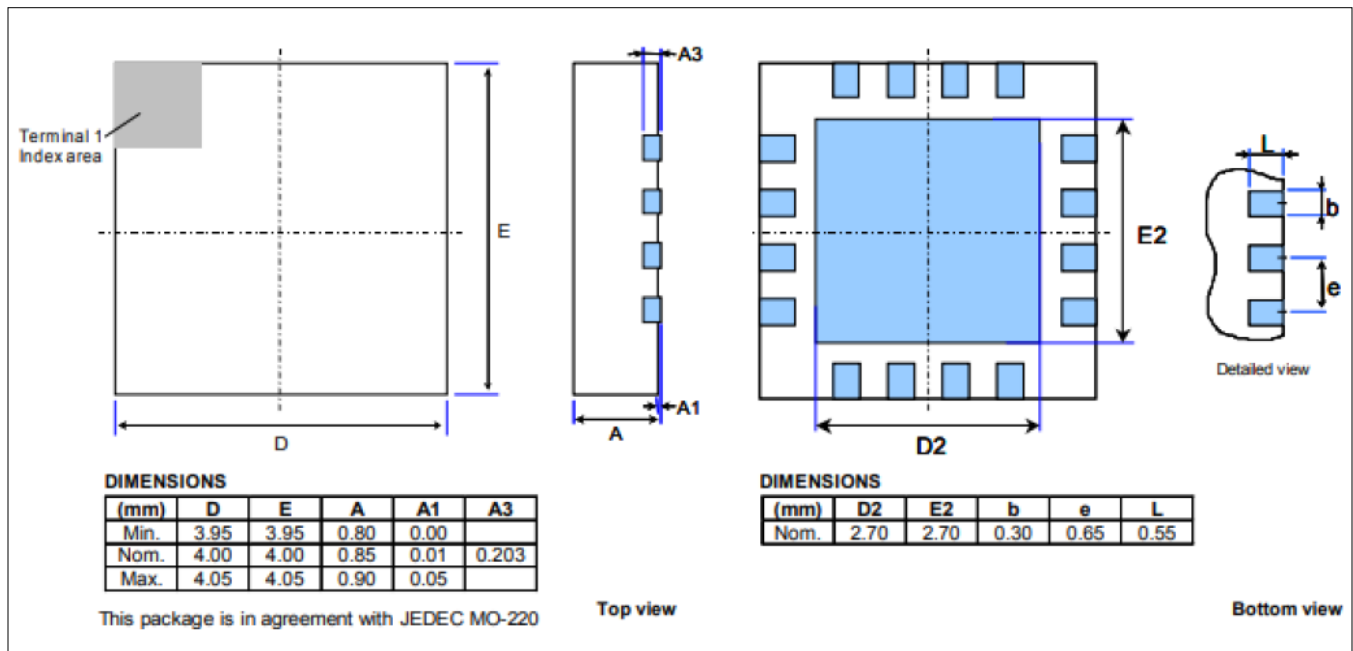
Rev. V1

Typical Performance Curves:

Balanced Reference Board, $V_{DD1} = V_{DD2} = 2.5\text{ V}$, $I_{D1} + I_{D2} = 100\text{ mA}$, $T_A = +23^\circ\text{C}$



Lead-Free 4 mm 16-Lead PQFN



Dual Ultra Low Noise, High IP3 Amplifier

0.1 - 3.0 GHz



CGY2106XHV

Rev. V1

MACOM Technology Solutions Inc. ("MACOM"). All rights reserved.

These materials are provided in connection with MACOM's products as a service to its customers and may be used for informational purposes only. Except as provided in its Terms and Conditions of Sale or any separate agreement, MACOM assumes no liability or responsibility whatsoever, including for (i) errors or omissions in these materials; (ii) failure to update these materials; or (iii) conflicts or incompatibilities arising from future changes to specifications and product descriptions, which MACOM may make at any time, without notice. These materials grant no license, express or implied, to any intellectual property rights.

THESE MATERIALS ARE PROVIDED "AS IS" WITH NO WARRANTY OR LIABILITY, EXPRESS OR IMPLIED, RELATING TO SALE AND/OR USE OF MACOM PRODUCTS INCLUDING FITNESS FOR A PARTICULAR PURPOSE, MERCHANTABILITY, INFRINGEMENT OF INTELLECTUAL PROPERTY RIGHT, ACCURACY OR COMPLETENESS, OR SPECIAL, INDIRECT, INCIDENTAL, OR CONSEQUENTIAL DAMAGES WHICH MAY RESULT FROM USE OF THESE MATERIALS.

MACOM products are not intended for use in medical, lifesaving or life sustaining applications. MACOM customers using or selling MACOM products for use in such applications do so at their own risk and agree to fully indemnify MACOM for any damages resulting from such improper use or sale.