REVISIONS	
REV	DESCRIPTION
E4	ENG DWG INITIATED PERCO-027123

DETAIL 'A'
(PREFERRED CONSTRUCTION)

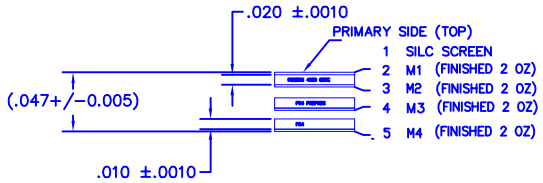

DRILL TOOLS TABLE

Drill Tool	Tool Size	Drill Count	
T01	0.014016	628	THRU
T02	0.014488	41	THRU 2OZ
T03	0.045039	21	THRU
T04	0.105000	8	THRU
T05	0.035433	10	THRU

Top Layer
(SCALE 1:3)

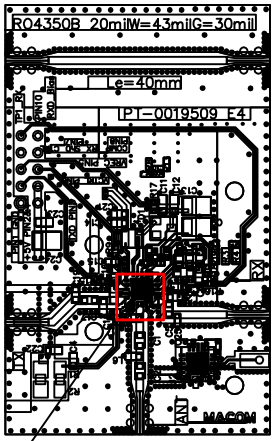

Board Outline
(SCALE 1:1)

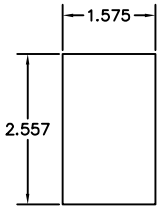

DATAIL 'A' – NOTE 12

NOTES:

1. MATERIAL:
   TOP DIELECTRIC - RO4350B 20 MILS THICKNESS
   OTHER LAYERS and PREPREG - 370HR, OR FRO408 EQUIVALENT

2. FINISH:
   * IMMERSION GOLD: 0.030 - 0.127 MICRONS (1.2 - 5 MICRO-INCHES)
   ELECTROLESS PALLADIUM: 0.100 - 0.508 MICRONS (4 - 20 MICRO-INCHES)
   ELECTROLESS NICKEL: 3 -6 MICRONS (118 -236 MICRO-INCHES)
   * ALL LAYERS-- 2.0 OZ FINISHED COPPER
   VIAS DATAIL 'A' -- PLATE MIN 2 OZ. COPPER
   FINAL BOARD THICKNESS: 0.047 REF.

   * BOARD SHALL MEET THE SOLDERABILITY REQUIREMENT OF MIL-STD-202. METHOD 208.

   SOLDER MASK: NONE

3. HOLE LOCATION FOR HOLES ON LEGEND ARE FROM 0,0 DATUM PER DRILL FILE DRILL.DRL (SUPPLIED).
4. OVERALL PANEL WIDTH AND LENGTH TO BE DETERMINED BY BOARD MANUFACTURER.
5. TO BE USED IN CONJUNCTION WITH PHOTO PT-0019509_E1. MARK EACH PHOTO SHEET WITH DRAWING NUMBER AND REV LEVEL.
6. ALL LINE WIDTH TOLERANCES TO BE ±.001.
7. ALL DIMENSIONS ARE SHOWN FINAL.
8. AREA DESIGNATED FOR BOARD MANUFACTURERS PRODUCTION DATA.
9. METTAL ON ALL LAYERS MUST EXTEND TO PCB EDGE UNLESS OTHERWISE NOTED.
10. THIS BOARD SHALL BE MANUFACTURED IN COMPLIANCE WITH IPC-A-600 CLASS 2.
11. ALL MATERIALS DESCRIBED IN THIS DOCUMENT SHALL BE IN COMPLIANCE WITH AND CONTAIN NO SUBSTANCES RESTRICTED OR REQUIRING SPECIAL RECLAMATION UNDER RoHS, WEEE OR ELV DIRECTIVES (2002/95/EC, 2002/96/EC, 2000/53/EC).
12. ALL VIAS 0.0145 (T02) NO LESS THAN 2OZ PLATING THICKNESS

X	MAMF-011070
NEXT ASSY	USED ON
APPLICATION	

UNLESS OTHERWISE SPECIFIED INTERPRET DRAWING PER ASME Y14.5 DO NOT SCALE THIS DRAWING

NOTE: THIS DRW INCORPORATES THIRD ANGLE PROJECTION

MACOM Technology Solutions, INC. CONFIDENTIAL INFORMATION SUBJECT TO NDA

UNLESS OTHERWISE SPECIFIED DIMENSIONS ARE IN INCHES

TOLERANCES ON

DECIMALS	ANGLES
.X ± .1 .XX ± .02 .XXX ± .005 .XXXX ± .0005	±0.5°

UNLESS OTHERWISE SPECIFIED ALL OVER

MATERIAL	X
FINISH	X

MACOM
100 Chelmsford Street
Lowell, MA 01851

TITLE: MAMF-011070_SMB FABRICATION DWG, SWITCH

SIZE	CAGE CODE	DRAWING NO.
D	55NN2	PT-0019509

SCALE: X/X | PACKAGE TYPE: X | SHEET 1 OF 1

DWG NO. DC-0015539 | SH 1